

# MEMORANDUM



Date **2020-05-25**  
Author **Bank Analysis and Policy Department**

FI Ref. 20-11344

**Finansinspektionen**  
Box 7821  
SE-103 97 Stockholm  
[Brunnsgatan 3]  
Tel +46 8 787 80 00  
Fax +46 8 24 13 35  
finansinspektionen@fi.se  
www.fi.se

## Capital requirements for the Swedish banks, first quarter 2020

Finansinspektionen publishes on a quarterly basis the capital requirements of the largest Swedish banks and credit institutions under its supervision that have been categorised as Categories 1 and 2.<sup>1,2</sup> This memorandum discloses these firms' capital requirements and capital ratios as at the end of the first quarter of 2020, including the values for the requirements in Pillar 2.<sup>3</sup>

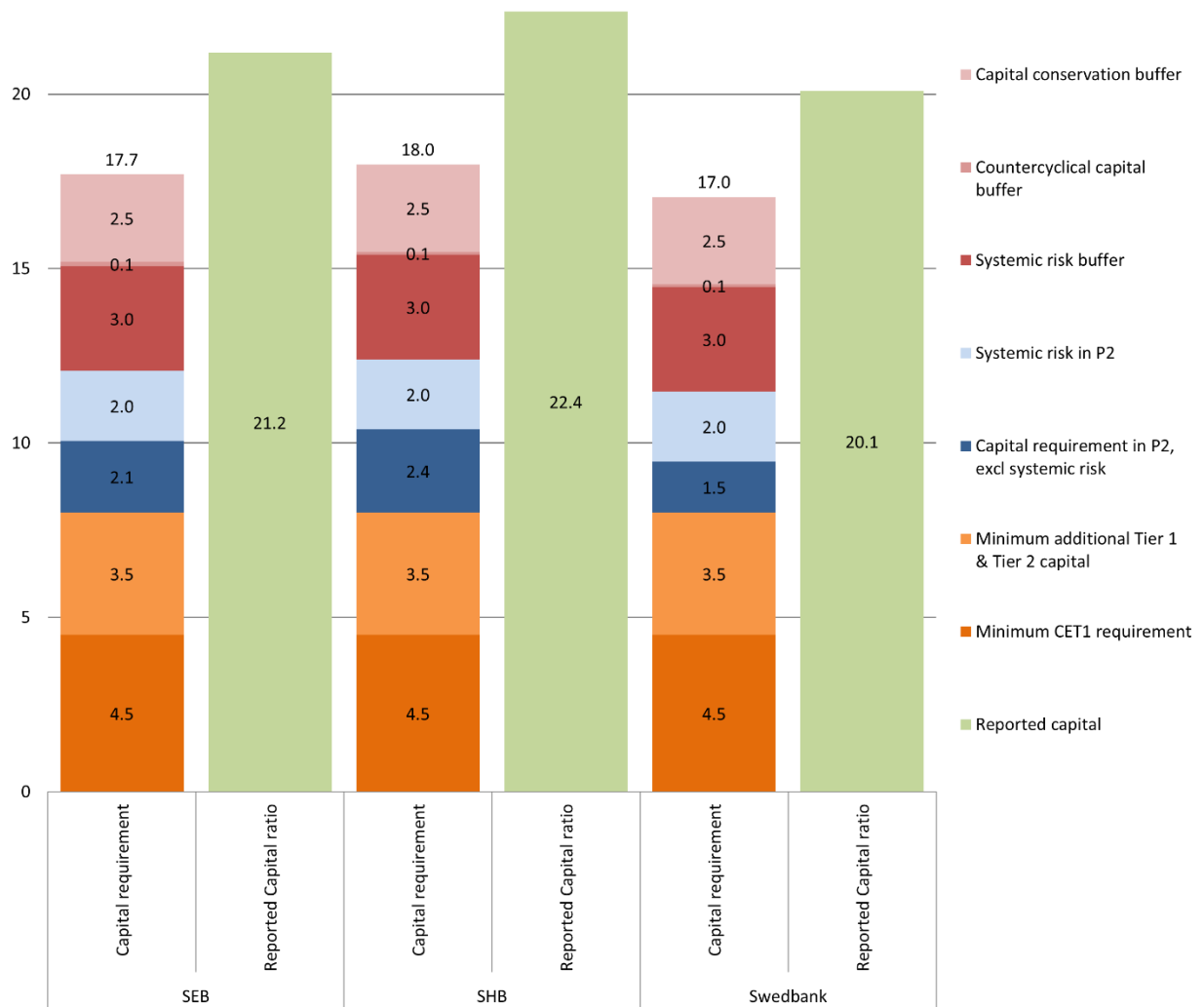
---

<sup>1</sup>FI categorises all credit institutions under its supervision on an annual basis. This categorisation enables FI to apply the guidelines issued by the European Banking Authority (EBA). A list of the credit institutions' supervision categories is available at the following link: <https://www.fi.se/contentassets/448ab7ad081046c9bfbd9f865c7ce1b4/tillsynskategorisering-kreditinstitut-filialer-2020.pdf>

<sup>2</sup> Sparbanken Skåne has been categorised as a Category 2 institution but since no full-size SREP has been completed as of yet they are not included in this memorandum. Further, Nordea Hypotek's and Danske Hypotek's capital requirements are not included in this memorandum even though they are categorised as Category 1 and Category 2 institutions respectively. This is due to the fact that they are Swedish subsidiaries to foreign bank groups and in this memorandum only capital requirements at group level are published.

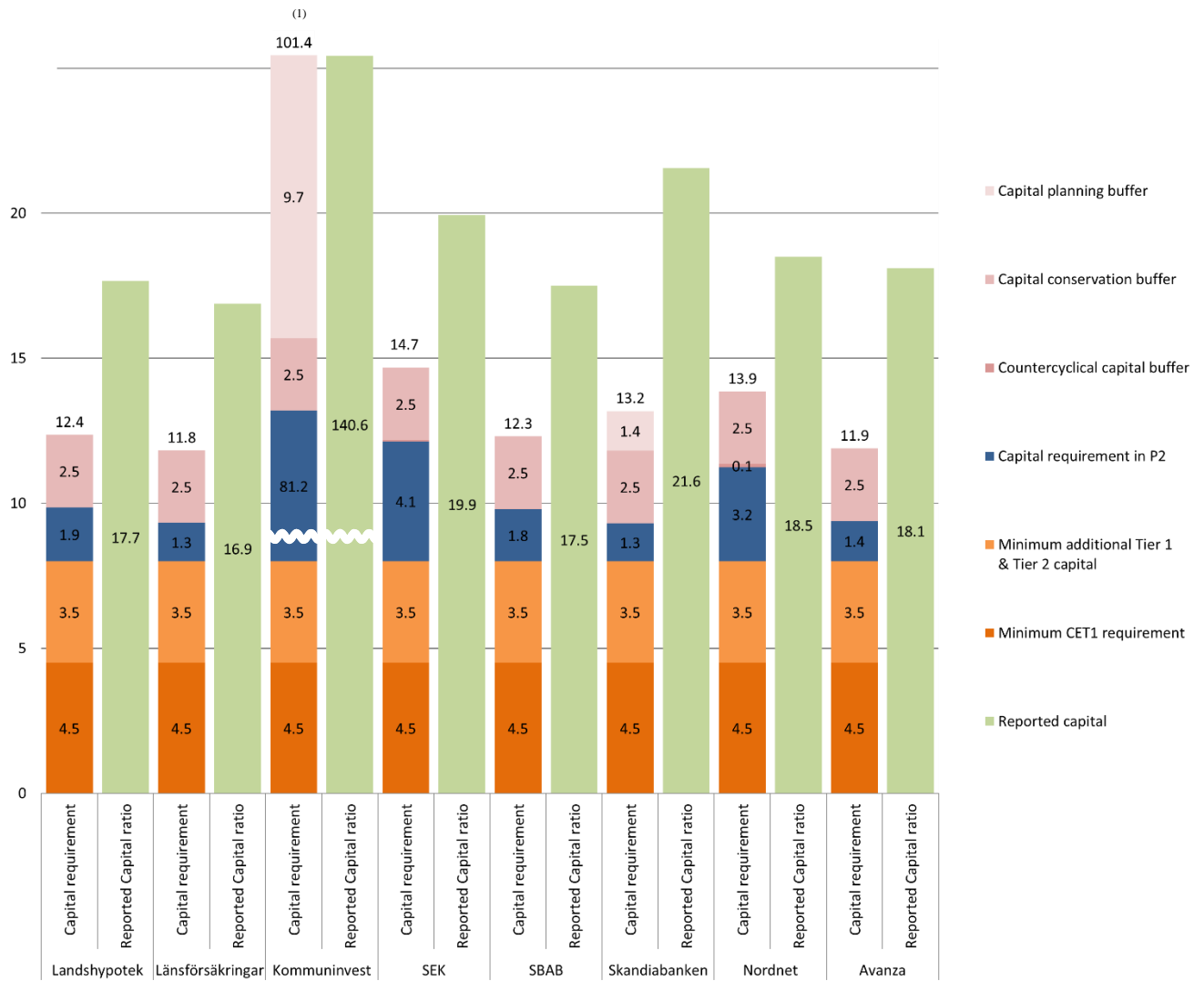
<sup>3</sup> The actual values in Pillar 2 in terms of "Capital requirement in Pillar 2, excl systemic risk" refers to Finansinspektionen's assessment of the capital requirements in the 2019 Supervisory Review and Evaluation Process (SREP). Exceptions are SEK and Avanza, which have not been subject of a SREP 2019. The SREP 2018 is thus used. The guidelines issued by EBA requires a SREP every two years for category 2.

1 Total capital requirement, three major banks (as percentage of total REA<sup>4</sup>)



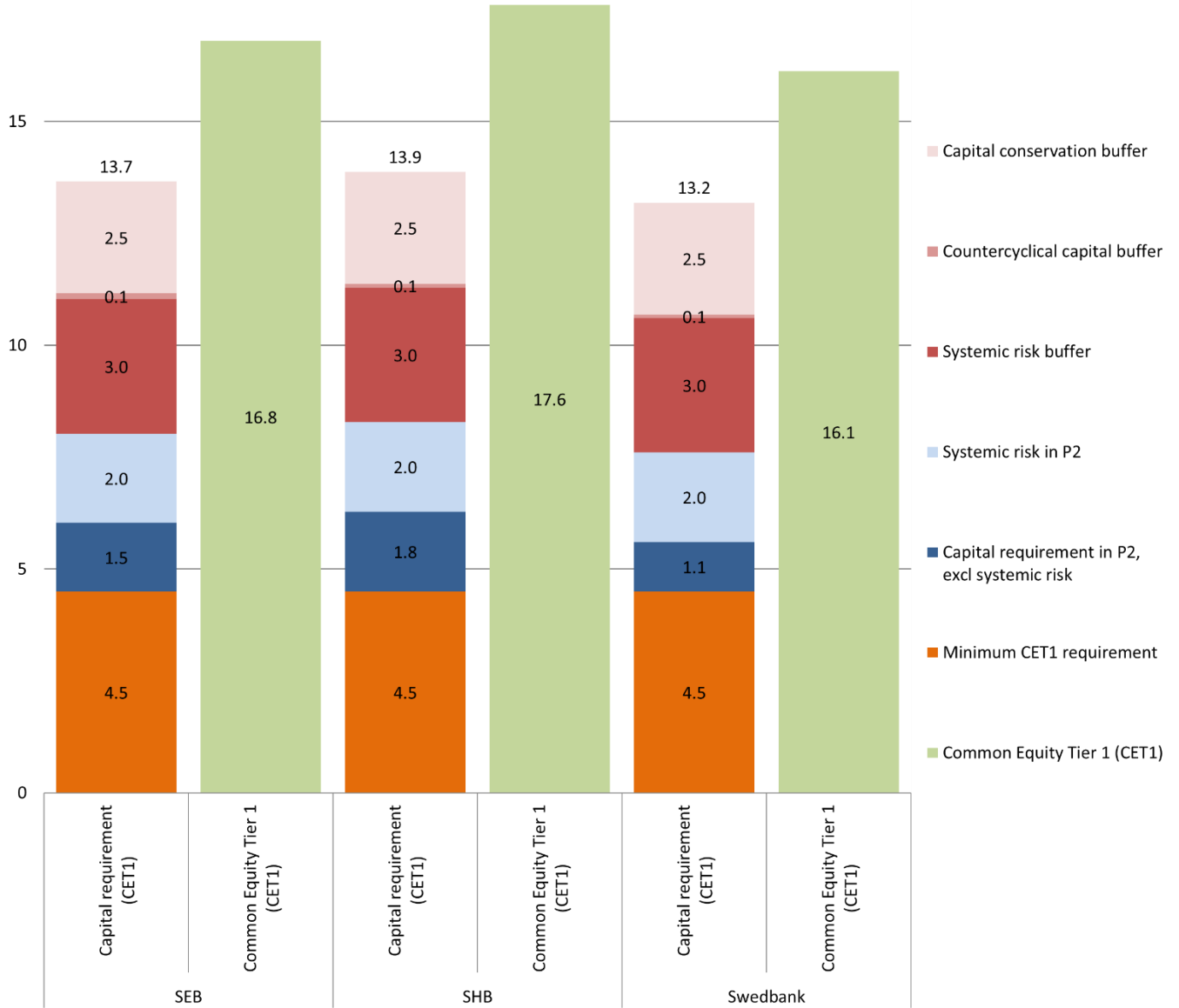
<sup>4</sup> Risk Exposure Amount

**2 Total capital requirement, other eight firms published in this memorandum (as percentage of total REA)**

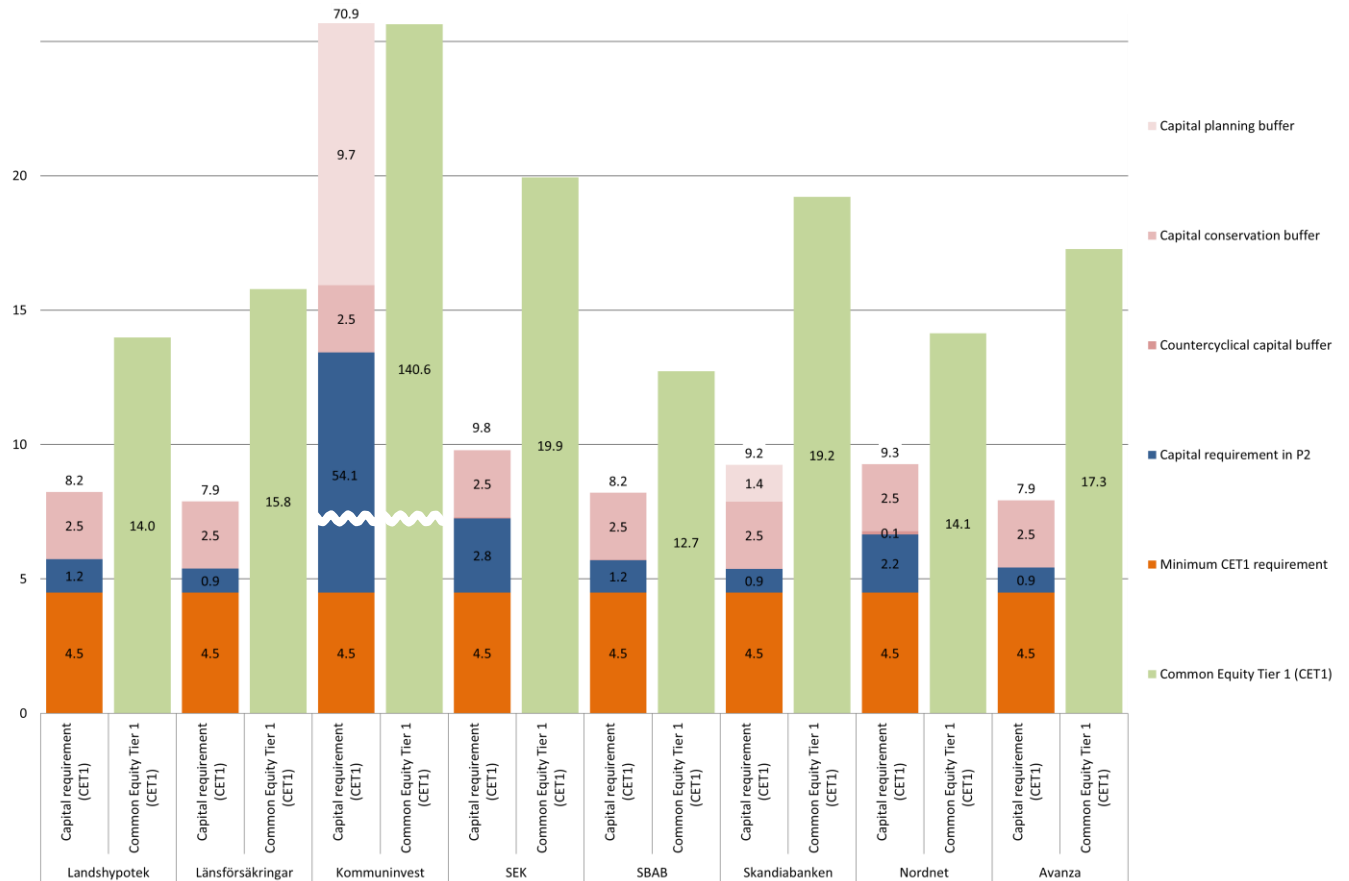


(1) To cover the risk for excessive leverage, FI has assessed that Kommuninvest needs to have own funds amounting to at least 1 per cent of its total leverage ratio exposure. For the purpose of reaching this total own funds requirement, an additional capital charge for the risk of excessive leverage has been added to Pillar 2.

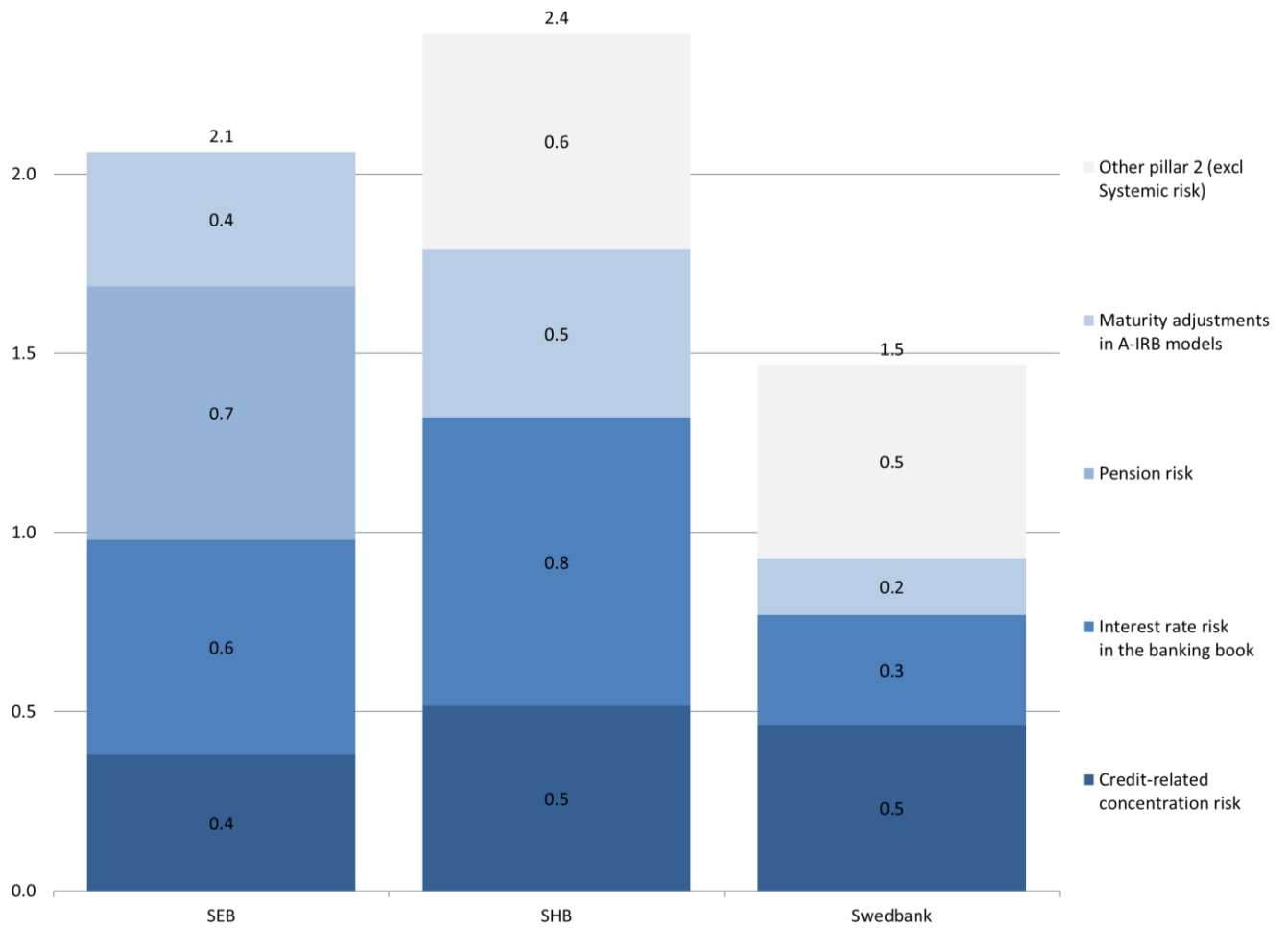
**3 Common equity Tier 1 (CET1) requirement, three major banks (as percentage of total REA)**



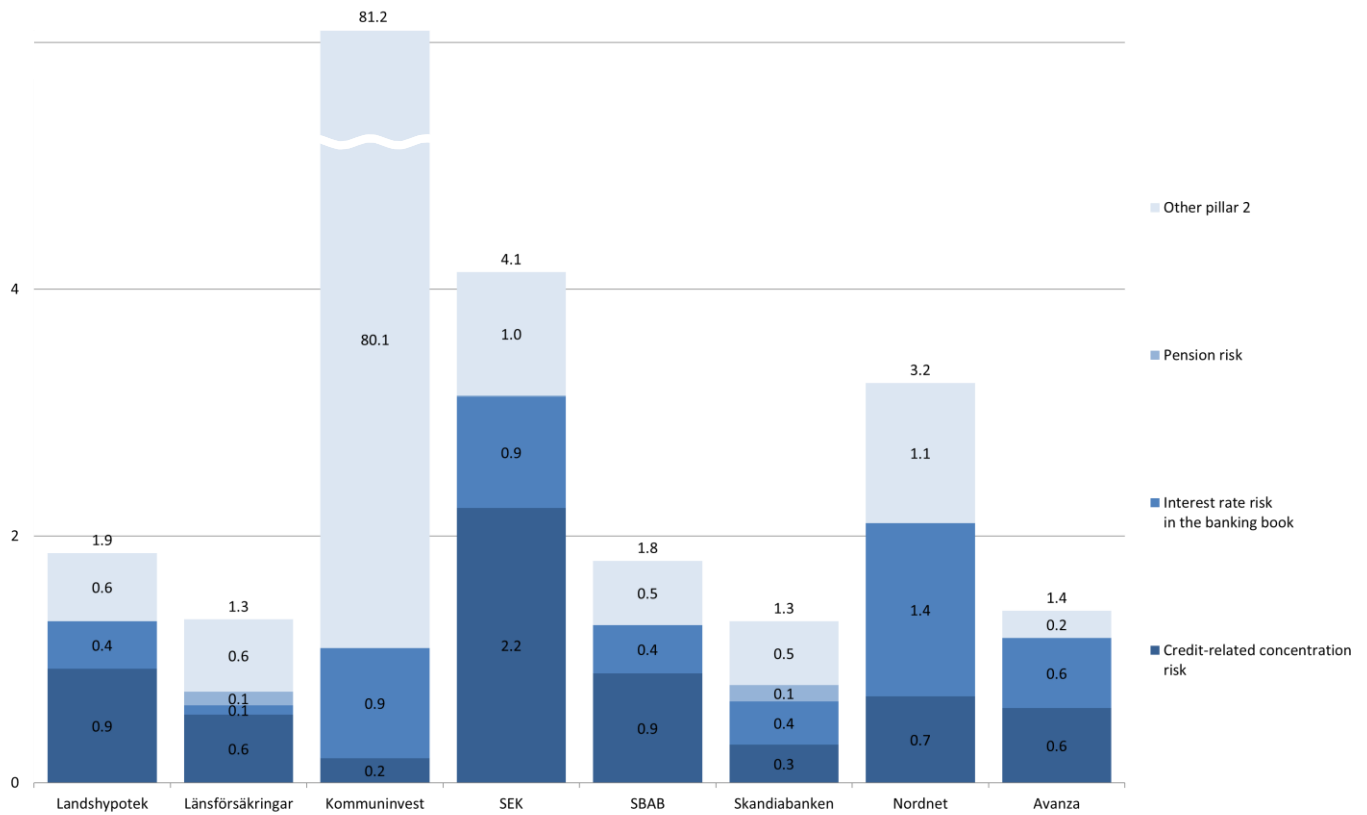
4 Common equity Tier 1 (CET1) requirement, other eight firms published in this memorandum (as percentage of total REA)



**5** P2 capital requirement, three major banks, excluding systemic risk (as percentage of total REA)



**6** P2 capital requirement, other eight firms published in this memorandum (as percentage of total REA)



**Table 1** Components of the firms' combined total capital requirement in SEKm

Table 1 Components of the 11 firms' combined total capital need (mnSEK)

	SEB	SHB	Swedbank	Lands- hypotek	Länsför- säkringar	Kommun- invest	SEK	SBAB	Skandia	Nordnet	Avanza	Total	Share of total capital requirement (%)
Minimum requirement (8 %)	62,535	59,279	55,289	2,785	9,941	403	7,502	10,006	1,712	916	649	211,017	47
<i>of which mortgages from Art. 458</i>	7,804	14,079	17,583	423	3,959	0	0	6,134	1,146	0	0	51,128	11
Credit-related concentration risk	2,974	3,826	3,200	321	685	10	2,089	1,107	66	80	49	14,407	3
Interest rate risk in the banking book	4,686	5,947	2,122	135	94	45	844	491	75	161	46	14,646	3
Pension risk	5,523	0	0	0	139	0	11	0	28	0	0	5,701	1
Maturity adjustments in A-IRB models	2,930	3,495	1,094	0	0	0	0	0	0	0	0	7,519	2
Other Pillar 2 capital requirements	11	4,465	3,731	192	726	4,036	936	651	111	130	18	15,007	3
Systemic risk, pillar 2 (2 %)	15,634	14,820	13,822	-	-	-	-	-	-	-	-	44,276	10
<i>of which mortgages from Art. 458</i>	1,951	3,520	4,396	-	-	-	-	-	-	-	-	9,866	2
Systemic risk buffer (3 %)	23,451	22,230	20,733	-	-	-	-	-	-	-	-	66,414	15
<i>of which mortgages from Art. 458</i>	2,926	5,280	6,594	-	-	-	-	-	-	-	-	14,800	3
Countercyclical capital buffer	1,012	640	540	0	0	0	33	9	1	13	0	2,249	1
<i>of which mortgages from Art. 458</i>	126	152	172	0	0	0	0	5	1	0	0	456	0
Capital conservation buffer (2.5 %)	19,542	18,525	17,278	870	3,107	126	2,344	3,127	535	286	203	65,943	15
<i>of which mortgages from Art. 458</i>	2,439	4,400	5,495	132	1,237	0	0	1,917	358	0	0	15,977	4
Capital planning buffer	-	-	-	-	-	491	-	-	293	-	-	784	0
<b>Total capital requirement</b>	<b>138,298</b>	<b>133,227</b>	<b>117,809</b>	<b>4,303</b>	<b>14,692</b>	<b>5,111</b>	<b>13,760</b>	<b>15,390</b>	<b>2,821</b>	<b>1,586</b>	<b>964</b>	<b>447,962</b>	<b>100</b>



## Description of the calculations

The calculations of capital requirements refer to the first quarter of 2020 and are done on a group level. The Pillar 2 capital requirements are based on FI's latest overall capital assessment. For some of the firms this includes the capital requirement for corporate exposures, which is presented in more detail in the memorandum *FI:s supervision of banks' calculations of risk weights for exposure to corporates*<sup>5</sup>.

The firms have made different choices regarding their handling of profit during the current year in the calculation of the capital adequacy ratio. This means that the own funds for the firms in this memorandum could either include or exclude the revenue recognised during the year based on whether the institutions have applied for and received authorisation from FI to include the recognised revenue following deductions for expected dividends.

The calculations in this memorandum are based on data reported to FI. The data was submitted to FI on May 11, 2020. The rounding of each component of the capital requirement may result in a discrepancy between the sum of all parts and the total capital requirement. The size of each component has been estimated as follows.

Pillar 2 capital requirement, excluding systemic risk. The Pillar 2 capital requirement, excl. the requirement for systemic risk, is illustrated as an aggregate for each firm in Charts 1-4 and broken down into five components in Charts 5-6. These components are *Credit-related concentration risk*, *Interest rate risk in the banking book*, *Pension risk*, *Maturity adjustments* and *Other Pillar 2 requirements*.

Other Pillar 2 requirements in turn is an aggregate of the Pillar 2 capital requirements, which are not presented individually. This contains risk elements such as market and credit risk that are not considered in Pillar 1 as well as, in certain cases, capital requirements for shortcomings in governance, risk management and control. The share of the capital requirement which, as a main rule, is to be covered by common equity Tier 1 (CET 1) capital is determined in accordance with the distribution of Pillar 1 capital, including the combined buffer requirement with the exception of the countercyclical capital buffer, for the three major banks and the other eight firms. In some cases the countercyclical capital buffer is included in different ways.

Other Pillar 2 requirements also includes the capital requirement for Norwegian mortgages, which Finansinspektionen in Norway has introduced as a measure under Pillar 1 for exposures to mortgages. This requirement contributes to higher capital requirements for Norwegian banks. Swedish firms with exposures to Norwegian mortgages, instead of implementing the measures, will hold capital under Pillar 2 to match the increase in capital requirements from the Pillar 1 measures. The size of the capital requirement is set on an individual basis and is to be calculated by each firm in connection to their internal capital evaluation process (ICAAP) and, in turn, added to the

---

<sup>5</sup> Memorandum published at fi.se 2016, FI Ref. 15-13020.

other Pillar 2 requirements. Finanstilsynet has calculated the effect of these measures for the Norwegian domestic firms, which has resulted in risk weights of between 20 and 25 per cent. The calculation of the capital requirement for Norwegian mortgages must contain all capital requirements relating to Pillar 1, including the countercyclical capital buffer value for Norway. For the three major banks this includes the total capital buffer requirement associated with systemic risk, which amounts to 5 per cent.

Capital requirements based on article 458. As of 31 December 2018, the risk weight floor for Swedish mortgages, which previously was managed under Pillar 2, was replaced by an equivalent requirement in Pillar 1 in line with article 458 in the CRR. This change has not affected the capital level or the underlying risk. However, it has affected the Swedish banks' capital requirements when set in relation to their risk-weighted assets in that the capital ratios are now lower when expressed as a percentage. The reason is that the requirement in the new design increases the amount of risk-weighted assets, unlike a Pillar 2 requirement which instead increases the requirement as a percentage.

FI has also acknowledged the Finnish supervisory authority's decision to introduce an average company-specific risk weight floor of 15 per cent for Finnish mortgage exposures<sup>6</sup>. As of 1 January 2018, Sweden is reciprocating the Finnish risk weight floor for mortgages according to Article 458(5) of Regulation (EU) No. 575/2013 of the European Parliament and of the Council on prudential requirements for credit institutions and investment firms (CRR). This capital requirement will be part of Pillar 1 for affected institutions.

Risk weight floors in pillar 1 affects several parts of the capital requirement as it affects the risk exposure amount. This effect is presented in Table 1.

Systemic risk in Pillar 2. Two per cent of the total risk-weighted amount for the major banks. Covered in its entirety by CET 1 capital.

Systemic risk buffer. Three per cent of the total risk-weighted amount for the major banks. Covered in its entirety by CET 1 capital.

Countercyclical capital buffer. As of 16 March 2020, Sweden applies a countercyclical buffer of 0 per cent. Other EEA countries' countercyclical buffer values are included in the analysis as they come into force<sup>7</sup>

The firm-specific buffer value has been estimated on the basis of reported data according to the European common instructions for reporting (COREP). In order to calculate the firm-specific buffer value the relevant credit exposure in each country is multiplied by the countercyclical buffer rate for each country. The firm-specific buffer is then multiplied with the total risk exposure amount.

---

<sup>6</sup> For an overview of the decision and the institutions to which the decision applies, see FI's website: <https://www.fi.se/contentassets/4b9d4b6504c547b1b3387a0d576f5d1e/beslut-finskt-riskviktsgolv-n.pdf>

<sup>7</sup> For an overview of the current countercyclical buffer rates, see ESRB's website: [https://www.esrb.europa.eu/national\\_policy/ccb/applicable/html/index.en.html](https://www.esrb.europa.eu/national_policy/ccb/applicable/html/index.en.html)

In compliance with Chapter 6, Section 5 of the Capital Buffer Act (2014: 966), Sweden also applies full reciprocity for non-EEA countries, as long as the countercyclical buffer for the country is less than 2.5 per cent and FI has not decided otherwise in compliance with Chapter 7, Sections 4 and 5.

Capital conservation buffer. 2.5 per cent of the total risk-weighted exposure amount. Covered in its entirety by CET 1 capital.

Capital planning buffer. FI's stress tests to determine the capital planning buffer for 2019 have shown that the buffer exceeds 2.5 per cent for several firms. A buffer requirement in excess of the capital conservation buffer is therefore required for these firms. The methodology is further described in *Stress test methodology for determining the capital planning buffer*<sup>8</sup> and *Capital requirements for Swedish banks*<sup>9</sup>.

---

<sup>8</sup> Memorandum published at fi.se 2016, FI Ref. 15-11526

<sup>9</sup> Memorandum published at fi.se 2014, FI Ref. 14-6258