



## **USER GUIDE**

# Short selling reporting tool


---

FINANSINSPEKTIONEN

**8 juni 2026**

Version 1.2





## CONTENT

---

General information	3
Roles in Short selling reporting tool	3
Login	4
Sign up for reporting	4
Log in to Short selling reporting tool	4
Short selling reporting tool	6
Functions	6
My profile	6
Report Net short positions in share	7

## General information

The Short selling reporting tool is an application for reporting short positions to the Swedish Financial Supervisory Authority (FI). Before you can use the system, you must register and be authorized to report to the correct position holder.

### Roles in Short selling reporting tool

Reporter	The person who reports a position to the Position Holder
Position holder	Holders of a short net position in shares, government securities and / or government credit swaps in an issuer
Issuer	Issuer of securities

# Login

## SIGN UP FOR REPORTING

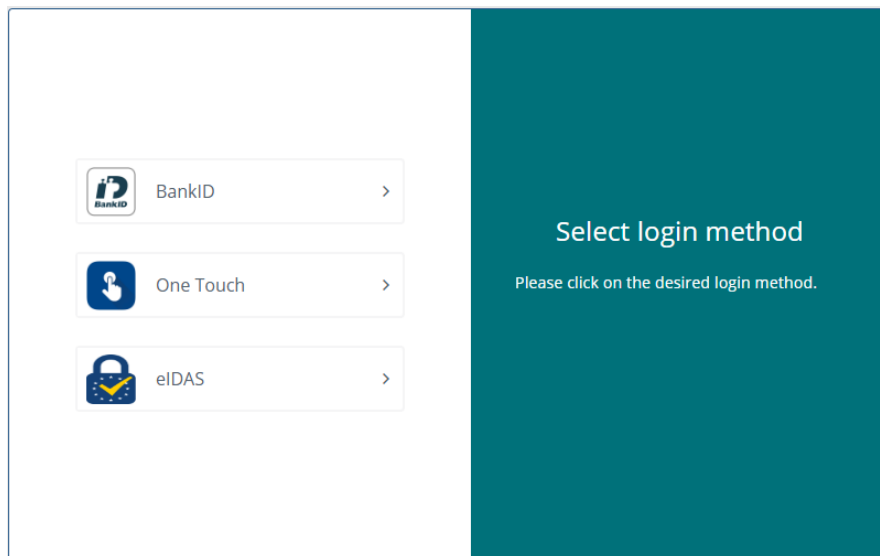
A person who wants to make a report of short selling tool must first register in Finansinspektionen's authorization system (Reporting Portal) in order to become a Reporter. The Position Holder must also be registered as a "company" in the Reporting Portal. It is important to enter the LEI code for the Position Holder when registering.

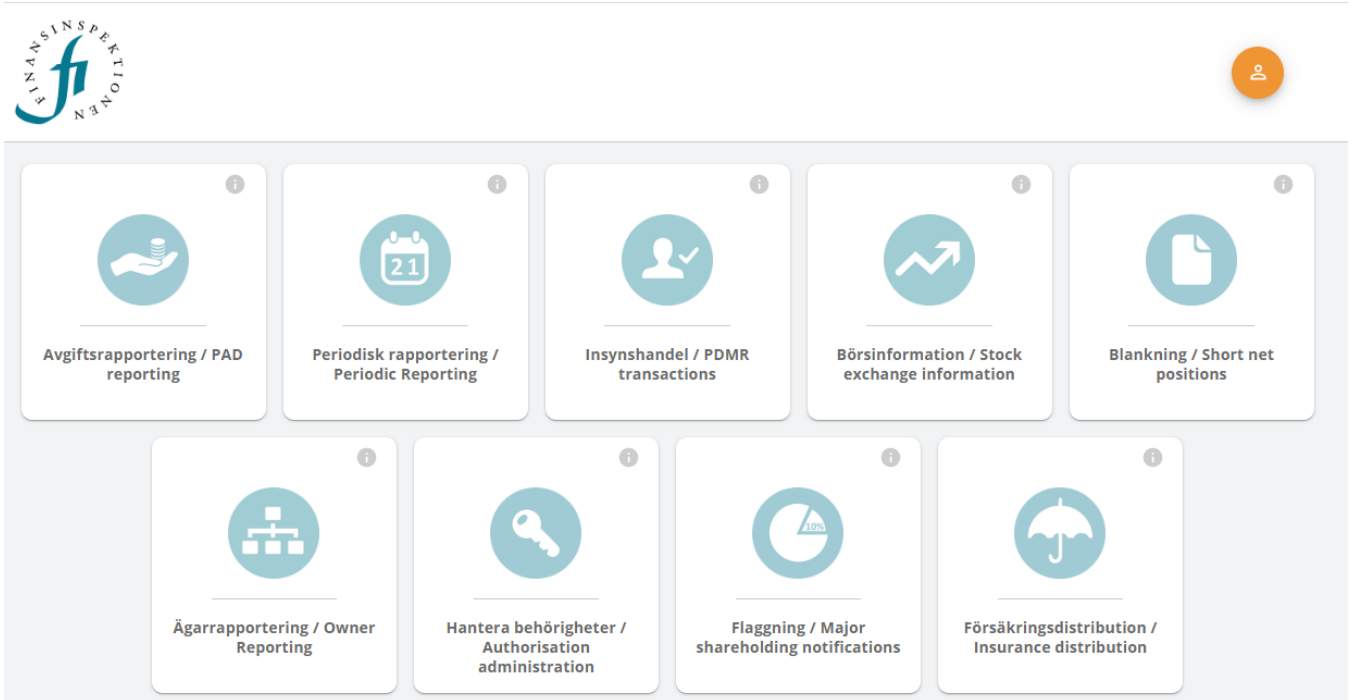
Finally, the authority to report shortings for a Position Holder must be assigned to the respective Rapporteur. See steps below:

1. Register as an account / Reporter in the authorization system.  
<https://www.fi.se/en/applying-and-reporting/reporting2/register-an-account2/>
2. Register Position Holders in the authorization system.  
<https://www.fi.se/en/markets/reporting/shortselling/>
3. Delegate reporting authority for the Position Holder to the Rapporteur: <https://www.fi.se/en/applying-and-reporting/reporting2/authorisation/>

## LOG IN TO SHORT SELLING REPORTING TOOL

1. Go to the reporting portal on fi.se (<https://www.fi.se/en/applying-and-reporting/reporting2/>) or directly <https://portal.finansinspektionen.se/>
2. Select the login method.



3. Select *Blankning/Short net positions*.

The screenshot displays the Finansinspektionen (FI) dashboard interface. At the top left is the FI logo, and at the top right is a user profile icon. The main area contains nine interactive tiles, each with an icon and a title in Swedish and English. The tiles are arranged in two rows: five in the top row and four in the bottom row. The tile for 'Blankning / Short net positions' is highlighted with a light blue background, indicating it is the selected option.

Icon	Swedish Title	English Title
	Avgiftsrapportering / PAD reporting	Fee reporting / PAD reporting
	Periodisk rapportering / Periodic Reporting	Periodic reporting / Periodic Reporting
	Insynshandel / PDMR transactions	Insider trading / PDMR transactions
	Börsinformation / Stock exchange information	Stock exchange information / Stock exchange information
	Blankning / Short net positions	Short selling / Short net positions
	Ägarrapportering / Owner Reporting	Ownership reporting / Owner Reporting
	Hantera behörigheter / Authorisation administration	Managing authorisations / Authorisation administration
	Flaggning / Major shareholding notifications	Major shareholding notifications / Major shareholding notifications
	Försäkringsdistribution / Insurance distribution	Insurance distribution / Insurance distribution

# Short selling reporting tool

If the login is successful, the start page is displayed as below: If it does not appear, check that you are registered in the authorization system (see Registration for the short selling reporting tool)

The screenshot shows the start page of the online short selling reporting tool. At the top, there is a navigation bar with the logo of Finansinspektionen (BLANKNINGACC) and several menu items: 'My profile', 'Admin', 'Net short position in shares', 'Net short position in sovereign debt', and 'Position in uncovered sovereign credit default swaps'. On the right side of the navigation bar, there is a user profile 'Rado Testaretre' and a 'Log out' button. Below the navigation bar, the main heading reads 'Welcome to the online short selling reporting tool!'. The main content area contains a paragraph explaining that as an authorized rapporteur, users can report net short positions and cancel incorrect ones. It also mentions that the system provides information like the number of outstanding shares, which is retrieved from the Swedish Companies Registration Office. A note states that information is up-to-date if there has been a share issue. A link to the ESMA database is provided. Below this, a sub-heading says 'In the online short selling reporting tool, you can report and cancel net short positions.' followed by a bulleted list: 'shares', 'sovereign debt', and 'Sovereign credit default swaps'. At the bottom, there is a link to 'go here' for administering authorisations.

## FUNCTIONS

At the top of the Blanking web are the following tabs:

- My profile
- Short selling in shares
- Short selling in government securities
- Short-term loans in government credit swaps without coverage

## MY PROFILE

This shows information taken from FI's authorization system about the Rapporteur and the Position Holders for whom the Rapporteur can report. In *My profile*, you as a Reporter can activate the function to report short sales for yourself as a private person.

Move the button to activate or deactivate the function. When the function is activated, you as a private person will be able to choose yourself as a position holder when reporting short selling in the views *Short selling in shares*, *Shorting in government securities* and *Shorting in government credit swaps without coverage*.

## Information retrieved from FI's Reporting Portal

Set information is retrieved from FI's Reporting Portal and updates must be made there

## First name

## Last name

## E-mail address

## Address

## Phone number

## Country

Enable reporting of net short positions on my own behalf


## Position holders you are authorized to report for

Is a position holder missing? Go to FI's Reporting Portal to register an authorisation to enable reporting on behalf of a new position holder

Position holder	Position holder's address	Position holder's country	Position holder's phone number	Position holder's e-mail address	Position holder's LEI code	Position holder's BIC code

## REPORT NET SHORT POSITIONS IN SHARE

1. Select Report under the tab *Short selling in shares*. Here is a summary of current positions and closed positions.
2. Select the current position holder.
3. Click *Report short selling in shares*.


BLANKINGACC
My profile
Admin ▾
Net short position in shares ▾
Net short position in sovereign debt ▾
Position in uncovered sovereign credit default swaps ▾

## Notify net short position in shares

Selected position holder

Testbanken.
▾

NOTIFY NET SHORT POSITION IN SHARES

4. Select the issuer by clicking *Select issuer*.

The screenshot shows the 'Notify net short position in shares' form. At the top, the user is logged in as 'BLANKNINGACC' and has navigation links for 'My profile', 'Admin', and three menu items: 'Net short position in shares', 'Net short position in sovereign debt', and 'Position in uncovered sovereign credit default swaps'. The form title is 'Notify net short position in shares'. Below the title, the 'Position holder' is identified as 'Lekia AB'. A green 'SELECT ISSUER' button is prominently displayed. The form includes several input fields: 'ISIN code' with a checkbox for 'Set ISIN code manually', 'Position date' (set to 09/21/2020), 'Position in number of shares' (set to 0), 'Position in percent (%)' (set to 0), and 'The issuer's total amount of issued shares (all share classes)' (set to 0). There is an 'EDIT POSITION HOLDER' button and a large text area for a 'Comment (optional, will not be published on fi.se)'. At the bottom, the 'Reporting date' is 2020-09-21 14:30:40 and the 'Date of previous notification' is N/A. The form concludes with a green 'REVIEW' button and an orange 'CANCEL' button.

## 5. Find the right issuer.

The screenshot shows the issuer search interface. It features a search bar labeled 'Search for issuer (Name, LEI or ISIN)' and a grey 'SEARCH' button. Below the search bar, a note in orange text states: "Search for relevant issuer. You can only report positions in the financial instruments where Sweden/Finansinspektionen is the relevant competent authority. The search is therefore limited to the financial instruments classified as "RCA SE" in ESMA's FIRDS database. If you cannot find an issuer whose position must be reported to Finansinspektionen, please contact Finansinspektionen at rapportering@fi.se". An 'OK' button is located at the bottom right of the search area.

6. If the ISIN code has not been retrieved, enter it manually (click in the checkbox).
7. Enter the number of shares in the position and also the share base in cases where it has not been retrieved automatically in the form below. Click *Review*.

BLANKNINGACC My profile Admin Net short position in shares Net short position in sovereign debt Position in uncovered sovereign credit default swaps

## Notify net short position in shares

Position holder  
Lekia AB

SELECT ISSUER

Issuer  
Westpay AB

ISIN code  
SE0002169292  Set ISIN code manually

Position date   
09 / 21 / 2020

Position in number of shares  
234234

Position in percent (%)  
0.69

The issuer's total amount of issued shares (all share classes)  
33750000  Set total amount of issued share capital manually

EDIT POSITION HOLDER

Comment (optional, will not be published on fi.se)

Reporting date  
2020-09-21 14:45:42

Date of previous notification  
N/A

REVIEW

8. If the text is correct after review, select *Submit notification*, otherwise select *Edit*.

Position date  
9/21/20

Position in number of shares  
345345

Position in percent (%)  
0.31

The issuer's total amount of issued shares (all share classes)  
108550575

Comment (optional, will not be published on fi.se)

Total amount of issued share capital (manually set)

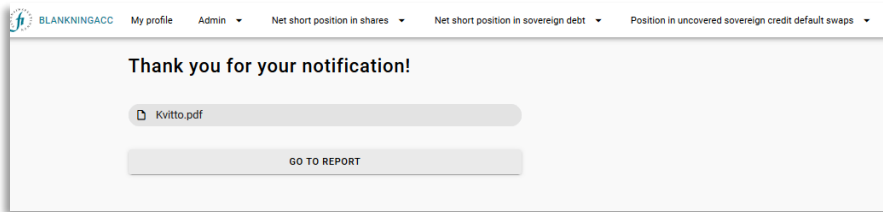
Reporting date  
9/21/20

Date of previous notification  
N/A

The person subject to the reporting obligation is responsible to ensure that the information in the notification is correct

SUBMIT NOTIFICATION

EDIT



9. DONE! If you want a receipt, click on *Kvitto.pdf*.  
*Go to report* returns to *Report page*.

For questions about these instructions, please contact: [rapportering@fi.se](mailto:rapportering@fi.se)



Finansinspektionen  
Box 7821, 103 97 Stockholm  
Besöksadress Brunnsgatan 3  
Telefon +46 8 408 980 00  
Fax +48 8 24 13 35  
finansinspektionen@fi.se

**[www.fi.se](http://www.fi.se)**